



STONE[®]wiz

Architectural Cladding. Elegant Living

Manufactured Architectural Stone Cladding

RUBBLE STONE

✉ contactus@stonewiz.in

🌐 www.stonewiz.in



RUBBLE STONE-MISTY GREY




RUBBLE STONE-CAIRO



RUBBLE STONE-COASTAL CREAM



RUBBLE STONE-MISTY GREY



RUBBLE STONE-MISTY GREY




RUBBLE STONE-MISTY GREY



RUBBLE STONE-MISTY GREY



RUBBLE STONE-CAIRO






RUBBLE STONE-COASTAL CREAM



RUBBLE STONE-COASTAL CREAM

SPECIFICATION (RUBBLE STONE)

Flat Stone		Corner Stone	Thickness
 <p>Weight of stone: 3 kg per sq. ft (Approx.)</p>		 <p>Area covered per running feet= 0.70 sq. ft.</p>	 <p>20mm to 30mm</p>
Area Per Box (sq.ft.)	9.00		
Weight Per Box (kgs.)	28		